


mistral

6" High Velocity Table Fan MHV600RT



Please read this instruction manual thoroughly before operating and keep it for future reference

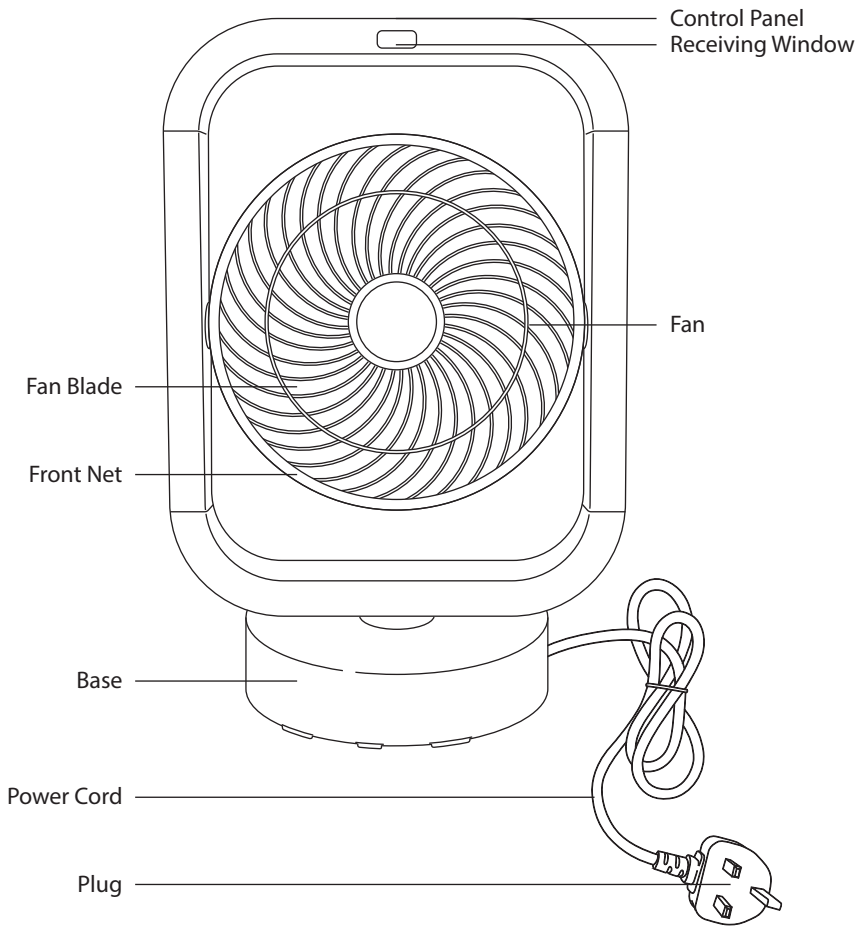
IMPORTANT SAFETY INSTRUCTIONS

- This appliance is not intended for use by persons (including children) with reduced physical, sensory or mental capabilities, or lack of experience and knowledge unless they have been given supervision or instruction concerning the use of the appliance by a person responsible for their safety.
- Children should be supervised to ensure that they do not play with the appliance.
- Do not operate any appliance with a damaged cord or plug or after the appliance malfunctions, or has been dropped or damaged in any manner. If the power cord is damaged, it must be replaced by the Service Centre to avoid a hazard.
- When using electrical appliances, basic safety precautions should always be followed to reduce the risk of fire, electric shock, and/or injury.
- Do not immerse appliance, cord or plug in water or other liquid.
- Unplug from the outlet when not in use and before cleaning.
- Do not unplug the appliance by pulling on the cord.
- Use the accessories from the appliance only, as other accessories not from the appliance may cause fire, electric shock or injury.
- Do not cover the appliance or near flammable or explosive gases to avoid any fire hazard.
- The appliance must stand upright, it should have a distance of 30 cm other objects, or any items would stop the oscillation of the appliance. Make sure there are no curtains, table cloths, clothing, curtains, hair, etc. near the appliance. They could be sucked into the opening of the fan, which can lead to damage or injury.
- Do not insert your fingers, pencils, or any other objects into the appliance.
- Do not use the appliance outdoors, or in any place where it can be splashed with oil, water, or any substances.
- Do not expose the appliance to direct sunlight.
- Do not use the appliance if it seems to be defective, and if the appliance breaks down, switch the appliance off, and do not repair the appliance by yourself, please contact the Service Centre for repairs.

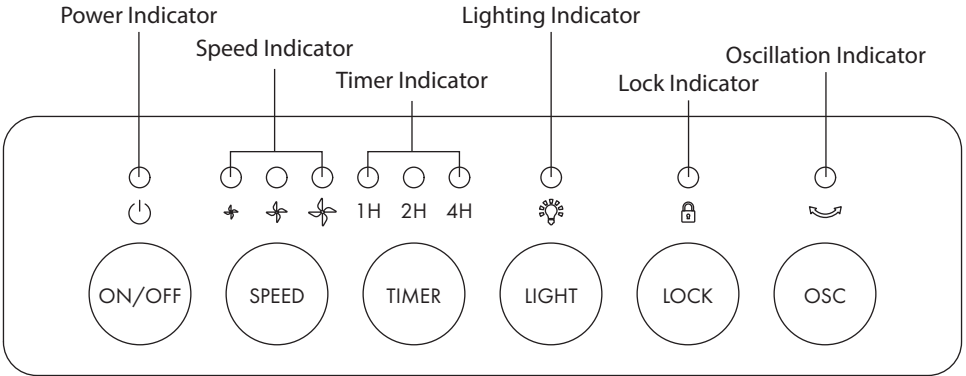
PRODUCT TECHNICAL PARAMETERS

MODEL	RATED VOLTAGE	RATED POWER	AIR VOLUME	MAX AIR FLOW
MHV600RT	220-240V ~ 50/60Hz	35W	198.65m ³ /min	15.34m ³ /min

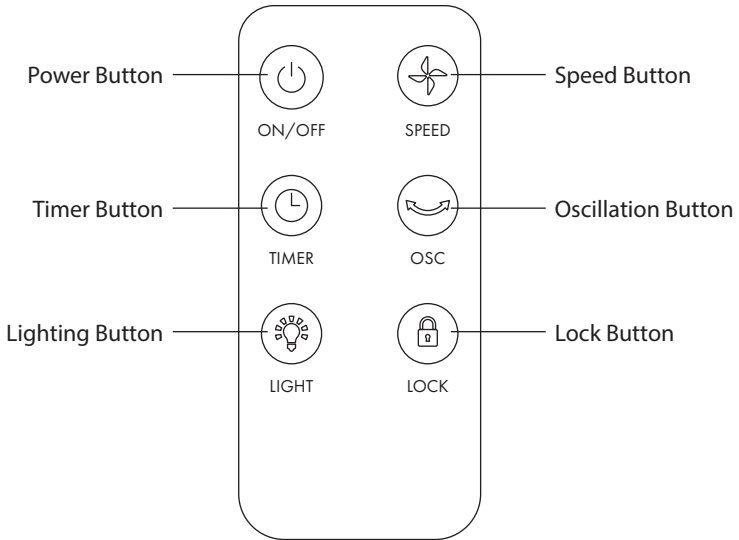
INTRODUCTION OF PARTS



Control Panel




Remote Control



CONTROLS AND OPERATIONS

How to use


Power

- Plug the appliance into the power supply, the appliance will enter standby mode.
- Press “


Note:

- After 8 hours of continuous operation without pressing any button on control panel or remote control, the appliance will automatically switch off.


Speed

- When the appliance is running, press “


Lock

- To lock the control panel, press and hold “


Oscillation

- Press the “

Timer

- Press the “

Lighting

- Press button “

Polarity of the battery

- Wrong installation will cause battery leakage and corrosion, and cause damage to the remote control. Please observe the following prevention methods:
 1. When replacing the battery, be sure to use a brand new battery.
 2. Do not try to change, short-circuit, or disassemble the battery to avoid danger.
 3. Please install the battery in accordance with the + and - pole instructions.
 4. When not in use for a long time, please take out the battery to avoid battery leakage.
 5. Replace the remote control battery as shown in the figure below.

CLEANING AND MAINTENANCE

Cleaning

- Before cleaning and maintaining this appliance, be sure to pull out the plug and wait for the appliance body to cool down before cleaning.
- Do not use chemical solvents such as toluene, bleach, hard brushes, etc., to avoid scratching and corroding the appearance of the body. If there is stains or dirt that is not easy to fall off, it is recommended to use a neutral detergent for tableware to clean.
- When cleaning the body, please wipe it with a soft cloth dipped in a neutral detergent, and then wipe the remaining detergent with a dry cloth.

Maintenance

- Wipe the front and rear nets and fan blades with a soft cloth dampened in water or a neutral detergent. After wiping them clean, wipe them thoroughly with a soft dry cloth.
- Do not rinse the body directly with water to prevent short circuit or poor conduction of the electrical appliance.
- If the appliance is not in use for a long time, please wipe it clean and cover it with a plastic bag, and store it in a cool and dry place.
- Before taking the appliance out and using it, please check whether the appliance and the power cord are damaged, and clean the dust on the appliance. After the check is completed, please carry out a test run. If there is no fault, it can be used normally.